

**EVALUATION
A L'ENTREE AU CP**

**FRANCAIS
MATHÉMATIQUES**


Livret de l'élève

Nom :

Prénom :.....

Français

Exercice 2 : Comprendre des consignes données collectivement.



Page de garde

Item 1

1	9	0
---	---	---

 Item 2

1	9	0
---	---	---

 Item 3

1	9	0
---	---	---

 Item 4

1	9	0
---	---	---

Exercice 2

Item 5

1	9	0
---	---	---

 Item 6

1	9	0
---	---	---

 Item 7

1	9	0
---	---	---

 Item 8

1	9	0
---	---	---


 Item 9

1	9	0
---	---	---


 Item 10

1	9	0
---	---	---

Exercice 3 :



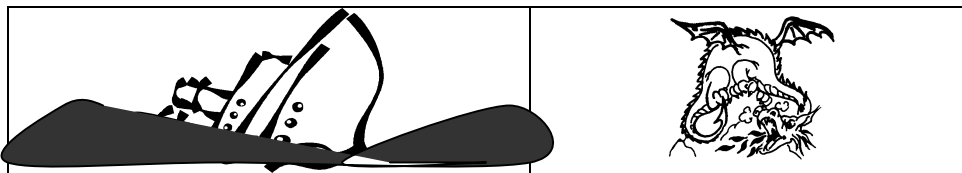
Item 1 9 0
11



Item 1 9 0
12

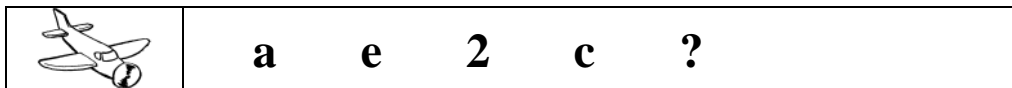


Item 1 9 0
13

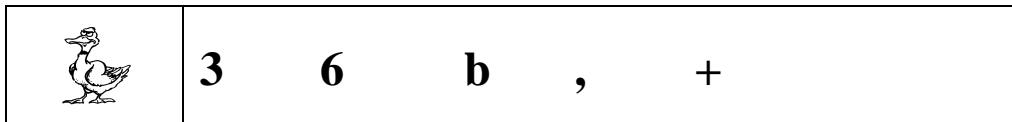


14 1 9 0

Exercice 4 :



15 1 9 0




16 1 9 0



17 1 9 0



18 1 9 0



19 1 9 0



20 1 9 0

Exercice 5 :

Tu vois ces 3 étiquettes, sur chaque étiquette il y a quelque chose d'écrit. Je vais te lire ce qui est écrit sur une seule étiquette, écoute bien et après tu entoureras l'étiquette que j'ai lue.

Le chat.

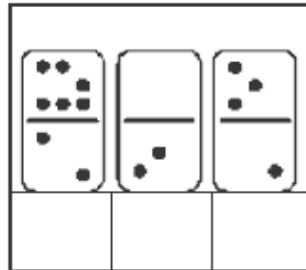

Le chat mange les souris grises.

Le chat mange.

21 1 9 0


Exercice 6 :

Indiquer la place d'une syllabe dans un mot :



22 1 9 0





23 1 9 0



24 1 9 0

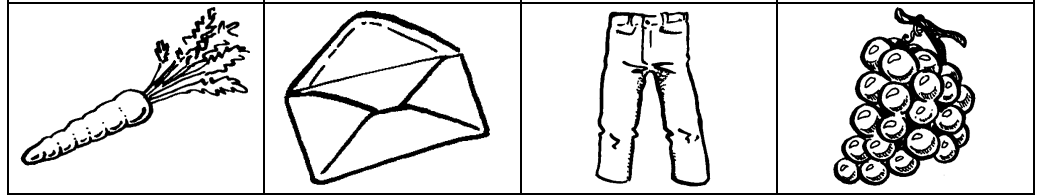






25 1 9 0

Exercice 7 :

	b	g	c	f	26	<input type="text" value="1"/>	<input type="text" value="9"/>	<input type="text" value="0"/>
	N	h	l	a	27	<input type="text" value="1"/>	<input type="text" value="9"/>	<input type="text" value="0"/>
	x	b	s	u	28	<input type="text" value="1"/>	<input type="text" value="9"/>	<input type="text" value="0"/>
	e	r	j	q	29	<input type="text" value="1"/>	<input type="text" value="9"/>	<input type="text" value="0"/>


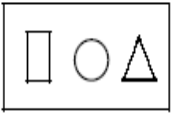


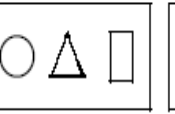

Exercice 8 :

EXEMPLE



30 [1 9 0] 31 [1 9 0] 32 [1 9 0] 33 [1 9 0] 34 [1 9 0] 35 [1 9 0] 36 [1 9 0]

Exercice 9 :

						37 <table border="1"><tr><td>1</td><td>9</td><td>0</td></tr></table>	1	9	0
1	9	0							
bord	bodr	obrd	bdor	bord	dorb	38 <table border="1"><tr><td>1</td><td>9</td><td>0</td></tr></table>	1	9	0
1	9	0							
MIEN	MINE	NIEM	MIEN	MEIN	NEIM	39 <table border="1"><tr><td>1</td><td>9</td><td>0</td></tr></table>	1	9	0
1	9	0							

Exercice 10 :

■

 40

1	9	0
---	---	---

Les enfants jouent.

41

1	9	0
---	---	---

42

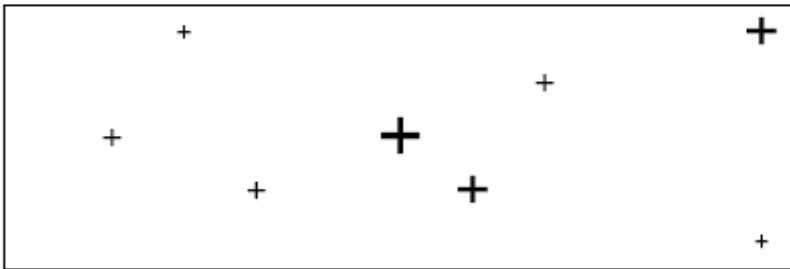
1	9	0
---	---	---

Mathématiques

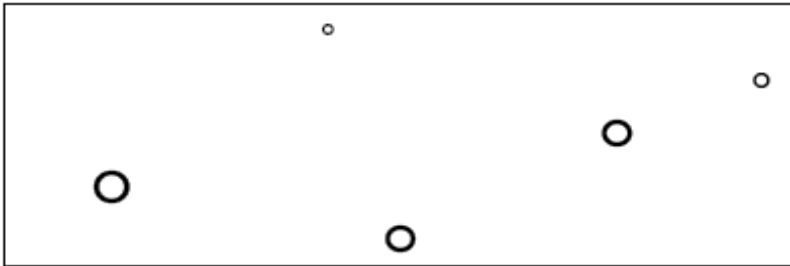
1 2 3 4 5 6 7 8 9 10 11 12 13 14 15 16 17 18 19 20 21 22 23 24 25 26 27 28 29 30

Exercice 1

Tu comptes les croix et tu inscris le nombre dans la case en face.



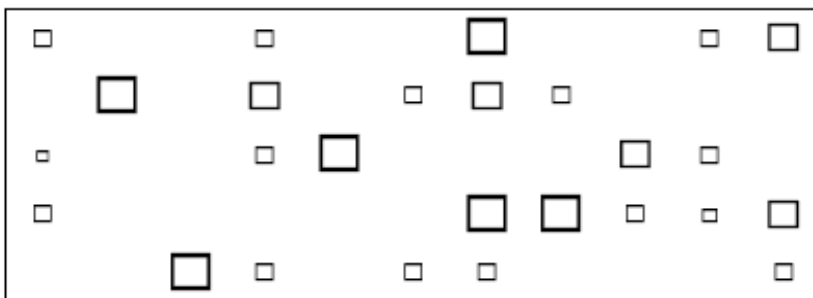
Tu comptes les ronds et tu inscris le nombre dans la case en face.



Tu comptes les étoiles et tu inscris le nombre dans la case en face.



Tu comptes les carrés et tu inscris le nombre dans la case en face



43 44 45 46

Exercice 2

5	15	3	13	9
----------	-----------	----------	-----------	----------

20	1	11	8	7
-----------	----------	-----------	----------	----------

2	14	4	17	3
----------	-----------	----------	-----------	----------

22	28	24	20	29
-----------	-----------	-----------	-----------	-----------

25	21	29	30	27
-----------	-----------	-----------	-----------	-----------

47

1	9	0
---	---	---

48

1	9	0
---	---	---

49

1	9	0
---	---	---



50

1	9	0
---	---	---

51

1	9	0
---	---	---

Exercice 3

<p>Comparer des quantités en utilisant des procédures numériques ou non numériques.</p>	<table border="1" style="margin: auto;"> <tr><td style="padding: 2px 10px;">52</td></tr> <tr><td style="padding: 2px 10px;">1 9 0</td></tr> </table>	52	1 9 0
52			
1 9 0			
<div style="display: flex; align-items: center;">  <div style="margin-left: 20px;">  </div> </div> <p style="margin-top: 10px;">Est-ce que tous les élèves auront une balle ? <input style="width: 50px; height: 20px;" type="text"/></p>			



Exercice 4

<p>Comparer des quantités en utilisant des procédures numériques ou non numériques</p>	<table border="1" style="margin: auto;"> <tr><td style="width: 50px; height: 50px;"></td></tr> </table>	
<div style="display: flex; flex-wrap: wrap; justify-content: space-around;"> <div style="margin: 10px;"></div> <div style="margin: 10px;"></div> <div style="margin: 10px;"></div> <div style="margin: 10px;"></div> <div style="margin: 10px;"></div> <div style="margin: 10px;"></div> </div>		

53

1	9	0
---	---	---

54

1	9	0
---	---	---

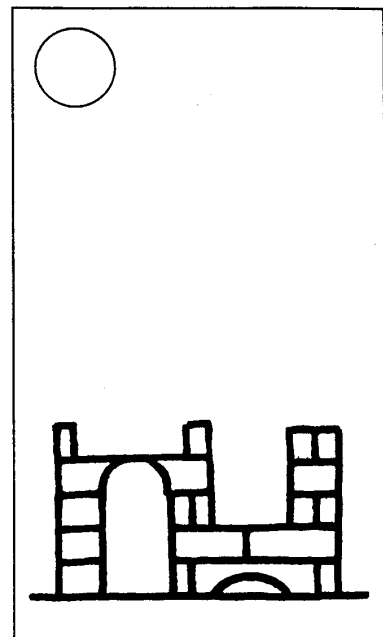



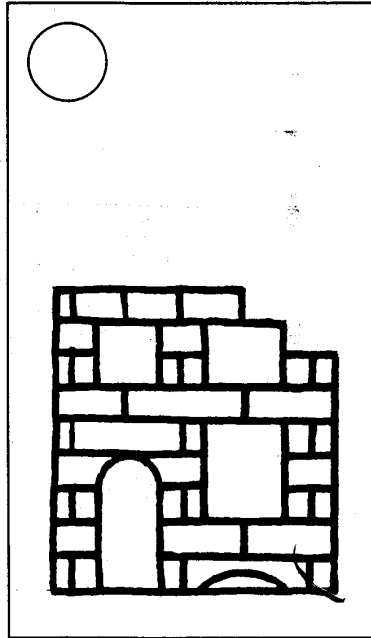

55

1	9	0
---	---	---

Exercice 5




Observe bien ces images qui racontent la construction d'une maison. Ecris 1 dans le rond de l'image qui commence l'histoire puis continue (2, 3, 4, 5, 6).



56 1 9 0

Exercice 6



57


1	9	0
1	9	0

59

1	9	0
1	9	0

61

1	9	0
---	---	---



62

1	9	0
1	9	0

63

1	9	0
---	---	---